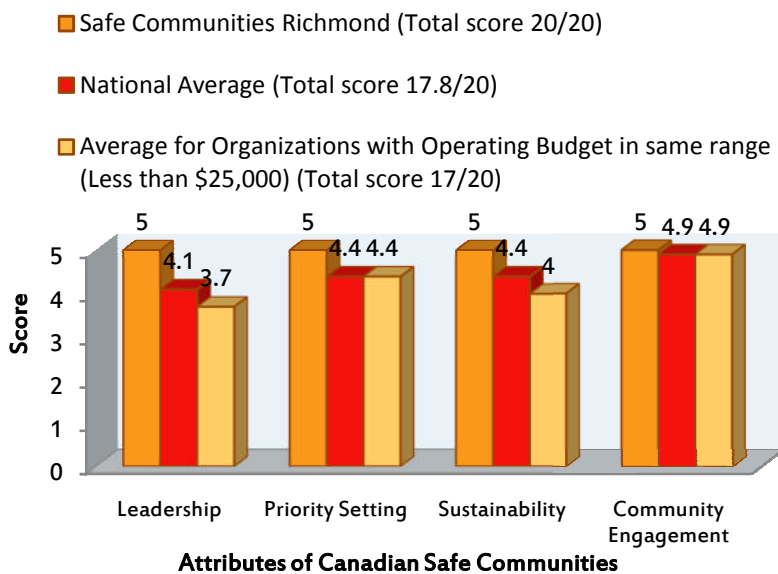


SAFE COMMUNITIES RICHMOND COMMUNITY REPORT CARD SEPTEMBER 2009*

Attributes of Canadian Safe Communities Community Score 2009



Comparative Scores



*For a detailed explanation of the scoring methodology, please refer to *The National Scoring System 2009*, a separate document which accompanies this report.

SAFE COMMUNITIES RICHMOND COMMUNITY REPORT CARD SEPTEMBER 2009*

COMMUNITY STRENGTHS

Leadership

Membership at the Leadership Table of *Safe Communities Richmond* includes Council, Municipal, Regional or Provincial Government, Police Department, Fire Department, Local Public Health Units/Health Care Services, Emergency Medical Services and a broad range of community partners.

Safe Communities Richmond reports that it has recruited new members to its Leadership Table during the past year. Renewing membership is an important strategy for maintaining organizational energy and momentum.

Safe Communities Richmond reports that it has helped to ensure its future viability by adopting terms of reference and a succession plan.

Over the past year, members of *Safe Communities Richmond* reports that it has demonstrated leadership in the community by committing to participate in initiatives designed to raise awareness about a safety issue or to raise the profile of the Leadership Table in the cause of its Injury Prevention and Safety Promotion priorities.

Safe Communities Richmond reports that its most important organizational priority is: Priority Setting

Over the past year, members of *Safe Communities Richmond* demonstrated its role as a champion in the community by committing to participate in initiatives designed to introduce new programs.

Priority Setting for Programmes

Safe Communities Richmond reports that it has conducted a community based priority setting exercise using data from credible sources during the past year.

Safe Communities Richmond reports that a total of 18 Injury Prevention and Safety Promotion programmes ran in its community during the past year.

*For a detailed explanation of the scoring methodology, please refer to *The National Scoring System 2009*, a separate document which accompanies this report.

SAFE COMMUNITIES RICHMOND COMMUNITY REPORT CARD SEPTEMBER 2009*

Safe Communities Richmond reports that the Injury Prevention and Safety Promotion programmes it champions are based in the Injury Prevention priorities it has set. This demonstrates a strategic use of its resources—especially of volunteer resources

Safe Communities Richmond reports that it evaluates the Injury Prevention and Safety Promotion activities it is championing.

Safe Communities Richmond reports that it has adapted programme or activity based on feedback it has received from formal programme evaluations.

Safe Communities Richmond reports that its programme interventions have had an impact on increasing community awareness and participation of priority populations in relation to the safety issues being addressed .

Sustainability

By securing funding from a variety of sources, *Safe Communities Richmond* is both expanding its reach and influence in the community, and protecting itself from the consequences of reductions in single source financial support.

Safe Communities Richmond reports that it retains paid staff, or receives support from in-kind contributions to oversee its administrative requirements. This contributes to organizational effectiveness and enhances the opportunity for community impact.

Safe Communities Richmond reports that 75 volunteers contributed 2700 hours to its activities. Effective use of volunteers to assist with administrative requirements demonstrates a pragmatic approach to addressing organizational and administrative capacity.

Safe Communities Richmond reports that is has involved local businesses either as members at the Leadership Table or as sponsors of specific Injury Prevention or Safety Promotion initiatives or both during the past year.

Community Engagement

Safe Communities Richmond reports that 150,000 citizens in its community participated in Injury Prevention and Safety Promotion programmes it has developed or championed last year.

*For a detailed explanation of the scoring methodology, please refer to *The National Scoring System 2009*, a separate document which accompanies this report.

SAFE COMMUNITIES RICHMOND COMMUNITY REPORT CARD SEPTEMBER 2009*

OPPORTUNITIES FOR GROWTH

Leadership

Safe Communities Richmond will enhance its future viability by adopting a co-leadership structure and by evaluating its own effectiveness as an agent of change in its community.

Safe Communities Richmond will improve its future sustainability by adopting a succession plan.

Priority Setting for Programmes

Safe Communities Richmond reports that it takes six of the twelve Social Determinants of Health into account in its priority planning and/or its programming decisions. Expanding the number of these determinants is an effective means of broadening its reach in the community and ensuring that it has overlooked no vulnerable population group during its deliberations.

Community Engagement

Broadening the range of strategic activities designed to engage the community in the Injury Prevention and Safety Promotion priorities of *Safe Communities Richmond* will result in an increase in the number of citizens in the community participating in programmes it champions.

GENERAL COMMENTS

Safe Communities Richmond is one of **eighteen** Canadian Safe Communities to report a perfect 20/20 Attribute Score.

The 2009 Attribute score of *Safe Communities Richmond* is higher than its 2008 score. This demonstrates that its Safe Community Leadership Table has responded to the suggestions made a year ago and, as a result, it has become a more effective organization.

*For a detailed explanation of the scoring methodology, please refer to *The National Scoring System 2009*, a separate document which accompanies this report.

SAFE COMMUNITIES RICHMOND
COMMUNITY REPORT CARD
SEPTEMBER 2009*

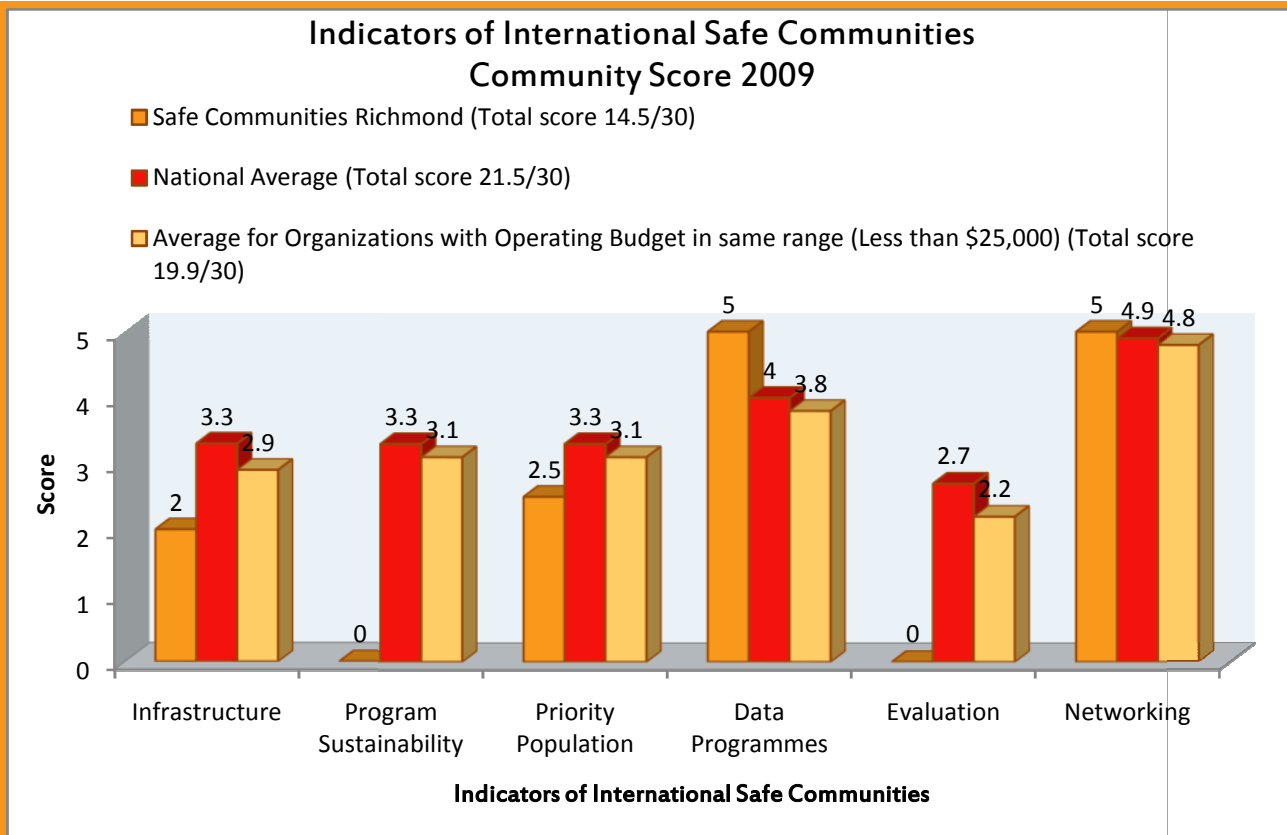
Safe Communities Canada provides its network of designated members across the country with a range of support and networking opportunities. Both *Safe Communities Richmond* and other members of the network will benefit from its commitment to take advantage of the opportunities

Every designated member of Safe Communities Canada is, again, receiving a supplemental score card outlining its International Indicator Score. The combined score for attributes and indicators is 50 points (20 for Attributes and 30 for Indicators).

Safe Communities Canada recommends that any community interested in pursuing a second designation as an International Safe Community demonstrate a minimum Attribute Score of 16/20 and a minimum combined score of 35/50. Your combined score is 34.5/50.

*For a detailed explanation of the scoring methodology, please refer to *The National Scoring System 2009*, a separate document which accompanies this report.

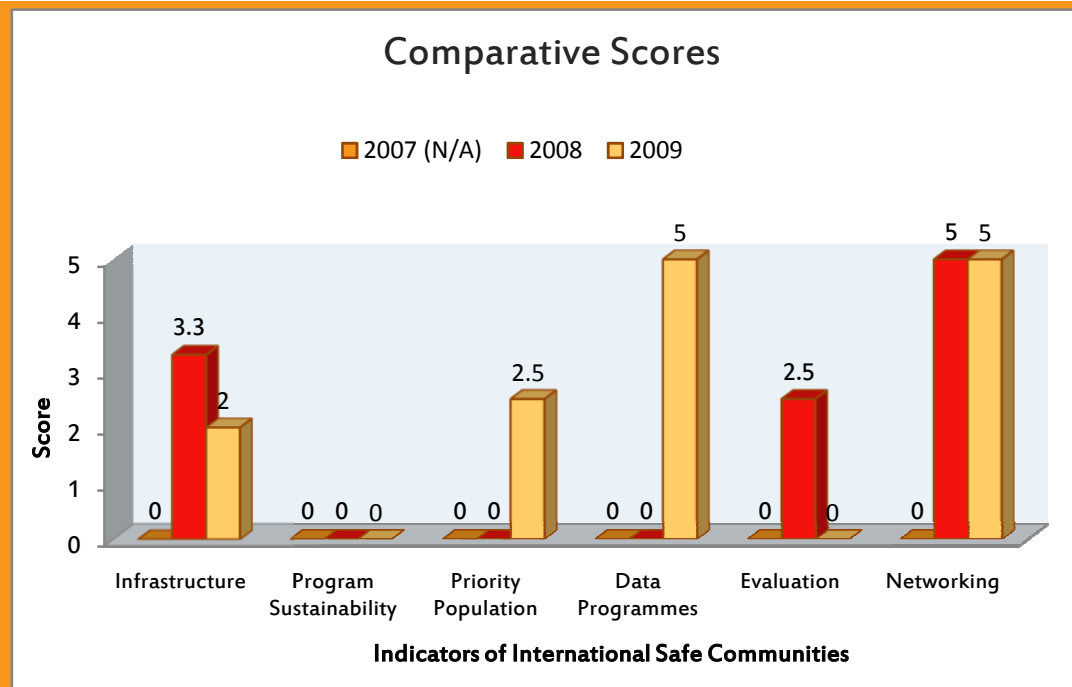
SAFE COMMUNITIES RICHMOND COMMUNITY REPORT CARD SEPTEMBER 2009*



ATTRIBUTES SCORE 20/20 - INDICATORS SCORE 14.5/30 - COMBINED SCORE 34.5/50

*For a detailed explanation of the scoring methodology, please refer to *The National Scoring System 2009*, a separate document which accompanies this report.

SAFE COMMUNITIES RICHMOND COMMUNITY REPORT CARD SEPTEMBER 2009*



*For a detailed explanation of the scoring methodology, please refer to *The National Scoring System 2009*, a separate document which accompanies this report.